
























Produktübersicht
Product Summary
Aperçu général des produits



Symbolerklärungen / Symbol Definition / Signification des symboles

Piktogramme / Guiding icons / Pictogrammes

	Federkraftklemme Spring clamp terminal block Borniers à ressort		Drahtschutz Wire protector Protège-fil
	Schneidklemme IDC terminal block Borniers à déplacement d'isolant		anreihbar modular Modulaire
	Schraubklemme Screw type terminal block Borniers à vis		Stiftleiste vertikal Pin header for vertical mounting Embase verticale
	Stiftleiste Pin header Embases à picots		Stiftleiste vertikal mit Führung Shrouded pin header for vertical mounting Embase verticale avec cloison arrière
	Buchsenleiste Female connector Embases femelles		Stiftleiste vertikal offene Wanne Pin header with open ends for vertical mounting Embase verticale sans cloisons latérales
	Ethernet M12		Stiftleiste vertikal geschlossene Wanne Pin header with closed ends for vertical mounting Embase verticale avec cloisons latérales
	lötbar solderable Soudable		Stiftleiste horizontal Pin header for horizontal mounting Embase horizontale
	steckbar pluggable Enfichable		Stiftleiste horizontal mit Führung Shrouded pin header for horizontal mounting Embase horizontale avec cloison arrière
	Rastermaß Centerline Pas		Stiftleiste horizontal offene Wanne Pin header with open ends for horizontal mounting Embase horizontale sans cloisons latérales
	Anschlussrichtung 90° Wire entry 90° Sens de connexion 90°		Stiftleiste horizontal geschlossene Wanne Pin header with closed ends for horizontal mounting Embase horizontale avec cloisons latérales
	Anschlussrichtung diagonal Diagonal wire entry Sens de connexion diagonale		entwickelt für THR designed for THR Convient pour THR
	Anschlussrichtung 0° Wire entry 0° Sens de connexion 0°		entwickelt für SMT designed for SMT Convient pour CMS
	Liftsystem Lift system Système à cage		Tape & Reel möglich Tape & Reel possible Emballage en ruban (Tape & Reel) possible

Federkraftklemmen,
löt- und steckbar
Spring clamp terminal blocks,
solderable and pluggable
Borniers à ressort,
soudables et enfichables

Federkraftklemme
Spring clamp
terminal block
Borniers à ressort

lötbar
solderable
soudable

entwickelt für THR
designed for THR
convient pour THR

Rastermaß
Centerline
Pas

Anschlussrichtung 90°
Wire entry 90°
Sens de connexion 90°

Anschlussrichtung
diagonal
Diagonal wire entry
Sens de connexion
diagonale

Anschlussrichtung 0°
Wire entry 0°
Sens de connexion 0°

Tape & Reel möglich
Tape & Reel possible
Emballage en ruban
(Tape & Reel) possible

Zulassung in
Vorbereitung
Approval pending
Homologation en
cours

Seite im Hauptkatalog
page number in
main catalog
numéro de la page du
catalogue principal

	 23 130 V / 6 A / 0.5 mm ²	 23 150 V / 8 A / 28 - 20 130 V / 6 A / 0.5 mm ²	 24 150 V / 8 A / 28 - 18 130 V / 6 A / 0.5 mm ²	 25 150 V / 6 A / 26 - 20 130 V / 6 A / 0.5 mm ²	 25 150 V / 6 A / 26 - 20 130 V / 6 A / 0.5 mm ²
	 26 150 V / 10 A / 28 - 16 130 V / 17.5 A / 1.5 mm ²	 26 150 V / 10 A / 28 - 16 130 V / 17.5 A / 1.5 mm ²	 27 150 V / 10 A / 28 - 16 130 V / 17.5 A / 1.5 mm ²	 27 150 V / 10 A / 28 - 16 130 V / 17.5 A / 1.5 mm ²	 28 150 V / 10 A / 28 - 16 130 V / 17.5 A / 1.5 mm ²
	 28 150 V / 10 A / 28 - 16 130 V / 17.5 A / 1.5 mm ²	 29 150 V / 7 A / 28 - 20 250 V / 6 A / 0.5 mm ²	 30 300 V / 10 A / 28 - 16 250 V / 17.5 A / 1.5 mm ²	 30 300 V / 10 A / 28 - 16 250 V / 17.5 A / 1.5 mm ²	 31 300 V / 13 A / 28 - 14 250 V / 13.5 A / 1 mm ²
	 31 300 V / 13 A / 28 - 14 250 V / 13.5 A / 1 mm ²	 32 300 V / 12 A / 28 - 12 160 V / 19 A / 2.5 mm ²	 32 300 V / 18 A / 24 - 12 250 V / 9 A / 0.75 mm ²	 30 300 V / 12 A / 24 - 12 250 V / 9 A / 0.75 mm ²	 31 300 V / 12 A / 24 - 12 250 V / 9 A / 0.75 mm ²
	 32 300 V / 15 A / 28 - 12 250 V / 13.5 A / 1 mm ²	 33 300 V / 10 A / 28 - 16 250 V / 17.5 A / 1.5 mm ²	 33 300 V / 13 A / 28 - 16 250 V / 13.5 A / 1 mm ²	 34 300 V / 13 A / 28 - 12 160 V / 19 A / 2.5 mm ²	 34 300 V / 15 A / 28 - 12 250 V / 13.5 A / 1 mm ²
	 35 300 V / 15 A / 28 - 12 250 V / 13.5 A / 1 mm ²	 35 300 V / 10 A / 28 - 16 250 V / 17.5 A / 1.5 mm ²	 36 300 V / 10 A / 28 - 16 250 V / 17.5 A / 1.5 mm ²	 36 300 V / 15 A / 28 - 12 250 V / 13.5 A / 1 mm ²	 37 300 V / 15 A / 28 - 12 250 V / 13.5 A / 1 mm ²
	 37 300 V / 17 A / 28 - 14 450 V / 17.5 A / 1.5 mm ²	 38 300 V / 15 A / 28 - 12 250 V / 13.5 A / 1 mm ²	 38 300 V / 15 A / 28 - 12 250 V / 13.5 A / 1 mm ²	 39 600 V / 13 A / 28 - 14 750 V / 13.5 A / 1 mm ²	 39 300 V / 13 A / 28 - 14 750 V / 13.5 A / 1 mm ²
	 40 300 V / 17 A / 28 - 12 320 V / 19 A / 2.5 mm ²	 41 300 V / 16 A / 20 - 14 250 V / 24 A / 2.5 mm ²	 41 600 V / 13 A / 28 - 14 750 V / 13.5 A / 1 mm ²	 41 300 V / 13 A / 28 - 12 320 V / 19 A / 2.5 mm ²	 42 600 V / 15 A / 28 - 12 250 V / 13.5 A / 1 mm ²

Federkraftklemmen,
löt- und steckbar
Spring clamp terminal blocks,
solderable and pluggable
Borniers à ressort,
soudables et enfichables

Federkraftklemme
Spring clamp
terminal block
Borniers à ressort

Schraubklemme
Screw type terminal block
Borniers à vis

lötbar
solderable
soudable

steckbar
pluggable
enfichable

entwickelt für THR
designed for THR
convient pour THR

entwickelt für SMT
designed for SMT
convient pour CMS

Rastermaß
Centerline
Pas

Anschlussrichtung 90°
Wire entry 90°
Sens de connexion 90°

Anschlussrichtung
diagonal
Diagonal wire entry
Sens de connexion
diagonale

Anschlussrichtung 0°
Wire entry 0°
Sens de connexion 0°

Drahtschutz
Wire protector
Protège-fil

Liftsystem
Lift system
Système à cage

Tape & Reel möglich
Tape & Reel possible
Emballage en ruban
(Tape & Reel) possible

Zulassung in
Vorbereitung
Approval pending
Homologation en
cours

Seite im Hauptkatalog
page number in
main catalog
numéro de la page du
catalogue principal

42



ST187xxLDNN *(AST187)

Icons: Spring clamp, solderable, pluggable, diagonal wire entry

UL: 600 V / 15 A / 28 - 12
IEC: 250 V / 13.5 A / 1 mm²

43



ST098xxHDNN *(AST098)

Icons: Spring clamp, solderable, pluggable, diagonal wire entry

UL: 600 V / 15 A / 28 - 12
IEC: 250 V / 13.5 A / 1 mm²

43



ST178xxLDNN *(AST178)

Icons: Spring clamp, solderable, pluggable, diagonal wire entry

UL: 600 V / 15 A / 28 - 12
IEC: 250 V / 13.5 A / 1 mm²

44




ST188xxLDNN *(AST188)

Icons: Spring clamp, solderable, pluggable, diagonal wire entry

UL: 600 V / 15 A / 28 - 12
IEC: 250 V / 13.5 A / 1 mm²

44




ST108xxVDNN *(AST108)

Icons: Spring clamp, solderable, pluggable, diagonal wire entry

UL: 600 V / 15 A / 28 - 12
IEC: 250 V / 13.5 A / 1 mm²

45



ST128xxVDNN *(AST128)

Icons: Spring clamp, solderable, pluggable, diagonal wire entry, 7.62mm pitch

UL: 600 V / 15 A / 28 - 12
IEC: 250 V / 13.5 A / 1 mm²

46



ST059xxHBNC *(AST059)

Icons: Spring clamp, solderable, pluggable, diagonal wire entry, 10.00mm pitch

UL: 600 V / 12 A / 28 - 12
IEC: 500 V / 19 A / 2.5 mm²

46




ST139xxDDNC *(AST139)

Icons: Spring clamp, solderable, pluggable, diagonal wire entry, 10.00mm pitch

UL: 300 V / 13 A / 28 - 12
IEC: 500 V / 19 A / 2.5 mm²

47



SP051xxVGNN *(ASP051)

Icons: Spring clamp, solderable, pluggable, diagonal wire entry, 2.50mm pitch

UL: 150 V / 5 A / 28 - 20
IEC: 80 V / 6 A / 0.08-0.5 mm²

48




SP043xxVBNN *(ASP043)

Icons: Spring clamp, solderable, pluggable, diagonal wire entry, 3.50mm pitch

UL: 150 V / 10 A / 28 - 16
IEC: 130 V / 10 A / 0.08-1.5 mm²

48




SW063xxVBNN

Icons: Spring clamp, solderable, pluggable, diagonal wire entry, 3.50mm pitch

UL: 150 V / 8 A / 28 - 16
IEC: 130 V / 8 A / 0.08-1.5 mm²

49



SP063xxVGNN *(ASP063)

Icons: Spring clamp, solderable, pluggable, diagonal wire entry, 3.50mm pitch

UL: 150 V / 8 A / 28 - 16
IEC: 130 V / 8 A / 0.08-1.5 mm²

49



SP063xxVGNF *(ASP063)

Icons: Spring clamp, solderable, pluggable, diagonal wire entry, 3.50mm pitch

UL: 150 V / 8 A / 28 - 16
IEC: 130 V / 8 A / 0.08-1.5 mm²

50




SP044xxVBNN *(ASP044)

Icons: Spring clamp, solderable, pluggable, diagonal wire entry, 3.81mm pitch

UL: 150 V / 10 A
IEC: 130 V / 10 A / 0.08-1.5 mm²

50



SP064xxVGNN *(ASP064)

Icons: Spring clamp, solderable, pluggable, diagonal wire entry, 3.81mm pitch

UL: 150 V / 8 A / 28 - 16
IEC: 130 V / 9 A / 0.08-1.5 mm²

51




SP064xxVGNF *(ASP064)

Icons: Spring clamp, solderable, pluggable, diagonal wire entry, 3.81mm pitch

UL: 150 V / 8 A / 28 - 16
IEC: 130 V / 9 A / 0.08-1.5 mm²

52




SP025xxHDNC *(ASP025)

Icons: Spring clamp, solderable, pluggable, diagonal wire entry, 5.00mm pitch

UL: 300 V / 8 A / 28 - 16
IEC: 250 V / 10 A / 0.08-1.5 mm²

52




SP145xxHBNC *(ASP145)

Icons: Spring clamp, solderable, pluggable, diagonal wire entry, 5.00mm pitch

UL: 300 V / 6 A / 28 - 16
IEC: 250 V / 13.5 A / 0.08-1.5 mm²

53




SP155xxHBNC *(ASP155)

Icons: Spring clamp, solderable, pluggable, diagonal wire entry, 5.00mm pitch

UL: 300 V / 6 A / 28 - 16
IEC: 250 V / 13.5 A / 0.08-1.5 mm²

53




SP045xxVBNC *(ASP045)

Icons: Spring clamp, solderable, pluggable, diagonal wire entry, 5.00mm pitch

UL: 300 V / 10 A / 28 - 16
IEC: 250 V / 10 A / 0.08-1.5 mm²

54




SP065xxVBNC

Icons: Spring clamp, solderable, pluggable, diagonal wire entry, 5.00mm pitch

UL: 300 V / 12 A / 28 - 12
IEC: 250 V / 12 A / 0.08-2.5 mm²

54




SP065xxVBPC

Icons: Spring clamp, solderable, pluggable, diagonal wire entry, 5.00mm pitch

UL: 300 V / 12 A / 28 - 12
IEC: 250 V / 12 A / 0.08-2.5 mm²

55




SP065xxVBNF

Icons: Spring clamp, solderable, pluggable, diagonal wire entry, 5.00mm pitch

UL: 300 V / 12 A / 28 - 12
IEC: 250 V / 12 A / 0.08-2.5 mm²

55




SP065xxVBPF

Icons: Spring clamp, solderable, pluggable, diagonal wire entry, 5.00mm pitch

UL: 300 V / 12 A / 28 - 12
IEC: 250 V / 12 A / 0.08-2.5 mm²

56




SP995xxVBNC

Icons: Spring clamp, solderable, pluggable, diagonal wire entry, 5.00mm pitch

UL: 300 V / 14 A / 24 - 14
IEC: 250 V / 12 A / 0.2-2.5 mm²

57




SP046xxVBNC *(ASP046)

Icons: Spring clamp, solderable, pluggable, diagonal wire entry, 5.08mm pitch

UL: 300 V / 10 A / 28 - 16
IEC: 250 V / 10 A / 0.08-1 mm²

57




SP066xxVBNC

Icons: Spring clamp, solderable, pluggable, diagonal wire entry, 5.08mm pitch

UL: 300 V / 12 A / 28 - 12
IEC: 250 V / 12 A / 0.08-2.5 mm²

58



SP066xxVBPC

Icons: Spring clamp, solderable, pluggable, diagonal wire entry, 5.08mm pitch

UL: 300 V / 12 A / 28 - 12
IEC: 250 V / 12 A / 0.08-2.5 mm²

58




SP066xxVBNF

Icons: Spring clamp, solderable, pluggable, diagonal wire entry, 5.08mm pitch

UL: 300 V / 12 A / 28 - 12
IEC: 250 V / 12 A / 0.08-2.5 mm²

59




SP066xxVBPF

Icons: Spring clamp, solderable, pluggable, diagonal wire entry, 5.08mm pitch

UL: 300 V / 12 A / 28 - 12
IEC: 250 V / 12 A / 0.08-2.5 mm²

60




SP049xxVBNC *(ASP049)

Icons: Spring clamp, solderable, pluggable, diagonal wire entry, 10.00mm pitch

UL: 300 V / 8 A / 28 - 16
IEC: 630 V / 10 A / 0.08-1 mm²

60




SP129xxVBNF *(ASP129)

Icons: Spring clamp, solderable, pluggable, diagonal wire entry, 10.00mm pitch

UL: 300 V / 10 A / 28 - 12
IEC: 630 V / 12 A / 0.08-2.5 mm²

61




SP04AxxVBNC *(ASP04A)

Icons: Spring clamp, solderable, pluggable, diagonal wire entry, 10.16mm pitch

IEC: 630 V / 10 A / 0.08-1 mm²

63




SC303xxHBNN

Icons: Spring clamp, solderable, pluggable, diagonal wire entry, 3.50mm pitch

UL: 150 V / 4 A / 28 - 16
IEC: 130 V / 4 A / 0.08-1.5 mm²

63




SL303xxHBNN

Icons: Spring clamp, solderable, pluggable, diagonal wire entry, 3.50mm pitch

UL: 150 V / 4 A / 28 - 16
IEC: 130 V / 4 A / 0.08-1.5 mm²

62



SC305xxHBNN

Icons: Spring clamp, solderable, pluggable, diagonal wire entry, 5.00mm pitch

UL: 250 V / 4 A / 28 - 16
IEC: 250 V / 4 A / 0.08-1.5 mm²

62



SL305xxHBNN

Icons: Spring clamp, solderable, pluggable, diagonal wire entry, 5.00mm pitch

UL: 350 V / 4 A / 28 - 16
IEC: 250 V / 4 A / 0.08-1.5 mm²

63



SM99S

Icons: Spring clamp, solderable, pluggable, diagonal wire entry, 3.50mm pitch, THR, SMD

UL: 9 A / 24 - 16
IEC: 9 A / 0.2-1.5 mm²

63




SR99S

Icons: Spring clamp, solderable, pluggable, diagonal wire entry, 3.50mm pitch, THR

UL: 9 A / 24 - 16
IEC: 9 A / 0.2-1.5 mm²

64



SM01W

Icons: Spring clamp, solderable, pluggable, diagonal wire entry, 3.50mm pitch, SMD

IEC: 13 A / 0.1-0.75 mm²

Federkraftklemmen,
löt- und steckbar
Spring clamp terminal blocks,
solderable and pluggable
Borniers à ressort,
soudables et enfichables

64		SM01Y
13 A / 0.75-1.5 mm ²		

64		SM02V
4 A / 0.25-0.5 mm ²		

Schraubklemmen,
löt- und steckbar
Screw type terminal blocks,
solderable and pluggable
Borniers à vis,
soudables et enfichables

69		RT063xxHBNC * (Type 060)
125 V / 15 A / 20 - 14 125 V / 13.5 A / 1 mm ²		

69		RT063xxHBWC * (Type 059)
150 V / 10 A / 28 - 16 125 V / 13.5 A / 1 mm ²		

70		RT063xxOBWC * (Type 459)
300 V / 7 A / 28 - 16 125 V / 13.5 A / 1.5 mm ²		

70		RT063xxPBWC * (Type 461)
300 V / 15 A / 28 - 16 125 V / 13.5 A / 1 mm ²		

71		RT033xxHBLU * (Type 359)
150 V / 10 A / 28 - 16 130 V / 12 A / 1.0 mm ²		

Schraubklemme
Screw type terminal block
Borniers à vis

lötbar
solderable
soudable

5.00
Rastermaß
Centerline
Pas

90°
Anschlussrichtung
Wire entry 90°
Sens de connexion 90°

diagonal
Anschlussrichtung
Diagonal wire entry
Sens de connexion diagonale

0°
Anschlussrichtung
Wire entry 0°
Sens de connexion 0°

anreihbar
modular
modulaire

Drahtschutz
Wire protector
Protège-fil

liftsystem
Lift system
Système à cage

Zulassung in
Vorbereitung
Approval pending
Homologation en cours

Seite im Hauptkatalog
page number in
main catalog
numéro de la page du
catalogue principal

71		RT083xxDBWC * (Type 105)
300 V / 10 A / 28 - 16 130 V / 13.5 A / 1.0 mm ²		

72		RT043xxLBLE * (Type 305)
300 V / 10 A / 28 - 16 130 V / 13.5 A / 1.0 mm ²		

72		RT063xxVBWC * (Type 061)
150 V / 10 A / 28 - 16 125 V / 13.5 A / 1.0 mm ²		

73		RT033xxVBLU * (Type 361)
150 V / 10 A / 28 - 16 130 V / 12 A / 1.0 mm ²		

74		RT034xxHBLC * (Type 086)
150 V / 10 A / 28 - 18 130 V / 13.5 A / 1.0 mm ²		

75		RT015xxHDWC * (Type 001)
300 V / 15 A / 22 - 14 130 V / 17.5 A / 1.5 mm ²		

75		RT015xxHDWU * (Type 055)
300 V / 15 A / 22 - 14 130 V / 13 A / 1.5 mm ²		

76		RT135xxHBWC * (Type 271)
300 V / 15 A / 26 - 14 250 V / 24 A / 2.5 mm ²		

76		RT045xxHBWC * (Type 003)
300 V / 20 A / 22 - 12 250 V / 24 A / 2.5 mm ²		

77		RT045xxMBWC * (Type 069)
300 V / 20 A / 22 - 12 250 V / 24 A / 2.5 mm ²		

77		RT055xxHBLC * (Type 011)
300 V / 15 A / 28 - 12 250 V / 17.5 A / 1.5 mm ²		

78		RT025xxHBLC * (Type 071)
300 V / 20 A / 22 - 12 250 V / 24 A / 2.5 mm ²		

78		RT025xxHBLU * (Type 072)
300 V / 20 A / 22 - 12 250 V / 16 A / 2.5 mm ²		

79		RT145xxMBLC * (Type 204)
300 V / 15 A / 28 - 12 250 V / 16 A / 2.5 mm ²		

79		RT145xxMBLC * (Type 269)
300 V / 15 A / 28 - 12 250 V / 16 A / 2.5 mm ²		

80		RT165xxHBNC * (Type 170)
300 V / 20 A / 20 - 10 250 V / 24 A / 2x2.5 mm ²		

80		RT035xxHBLU * (Type 094)
300 V / 10 A / 26 - 16 250 V / 17.5 A / 1.5 mm ²		

81		RT075xxHBLU * (Type 092)
300 V / 10 A / 26 - 16 250 V / 17.5 A / 1.5 mm ²		

81		RT205xxHBLU * (Type 096)
300 V / 20 A / 22 - 12 250 V / 24 A / 2.5 mm ²		

82		RT025xxOGLU * (Type 065)
300 V / 20 A / 22 - 12 250 V / 24 A / 2.5 mm ²		

82		RT025xxHDLL * (Type 385)
300 V / 20 A / 20 - 12 250 V / 24 A / 2.5 mm ²		

83		RT025xxHDLR * (Type 386)
300 V / 20 A / 20 - 12 250 V / 24 A / 2.5 mm ²		

83		RT085xxDBWC * (Type 005)
300 V / 20 A / 22 - 12 250 V / 24 A / 2.5 mm ²		

84		RT045xxUBLU * (Type 205)
300 V / 15 A / 28 - 12 250 V / 24 A / 2.5 mm ²		

84		RT015xxVDWC * (Type 063)
300 V / 15 A / 22 - 14 130 V / 13 A / 1.5 mm ²		

85		RT095xxVBWC * (Type 147)
300 V / 15 A / 22 - 14 250 V / 17.5 A / 1.5 mm ²		

86		RT016xxHBWC * (Type 101)
300 V / 15 A / 28 - 14 130 V / 13 A / 1.5 mm ²		

86		RT056xxHBLU * (Type 015)
300 V / 15 A / 22 - 14 250 V / 17.5 A / 1.5 mm ²		

87		RT036xxHBLU * (Type 095)
300 V / 10 A / 26 - 16 250 V / 17.5 A / 1.5 mm ²		

87		RT046xxHBWU * (Type 083)
300 V / 20 A / 22 - 14 250 V / 24 A / 2.5 mm ²		

Schraubklemmen,
löt- und steckbar
Screw type terminal blocks,
solderable and pluggable
Borniers à vis,
soudables et enfichables

Schraubklemme
Screw type terminal block
Borniers à vis

lötbar
solderable
soudable

steckbar
pluggable
enfichable

Rastermaß
Centerline
Pas

Anschlussrichtung 90°
Wire entry 90°
Sens de connexion 90°

Anschlussrichtung diagonal
Diagonal wire entry
Sens de connexion diagonale

Anschlussrichtung 0°
Wire entry 0°
Sens de connexion 0°

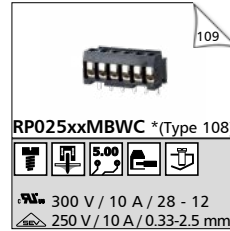

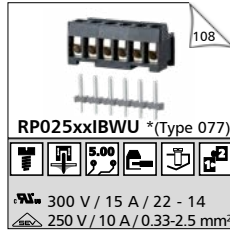

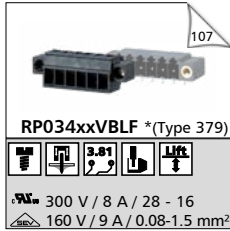
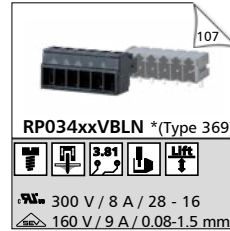


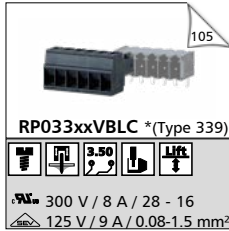
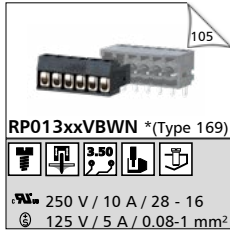





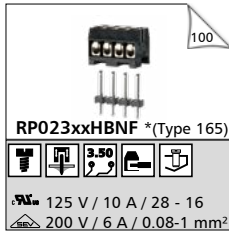
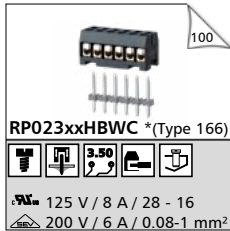
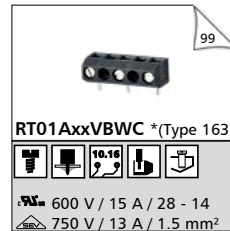


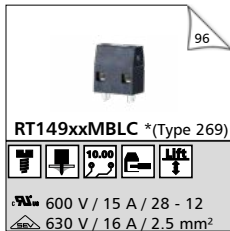



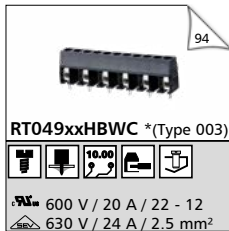

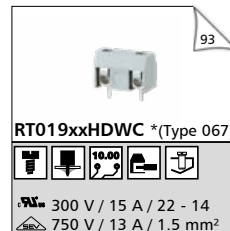

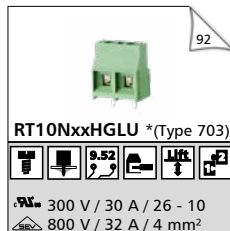
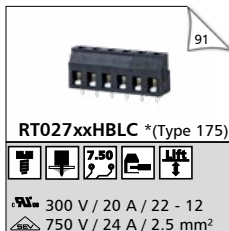

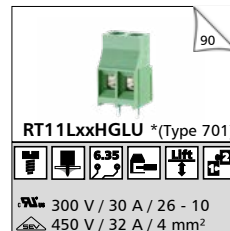


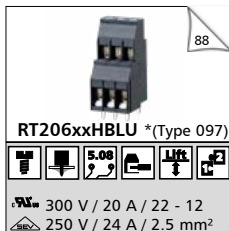

Drahtschutz
Wire protector
Protège-fil

Liftsystem
Lift system
Système à cage


anreihbar
modular
modulaire


Zulassung in Vorbereitung
Approval pending
Homologation en cours

Seite im Hauptkatalog
page number in
main catalog
numéro de la page du
catalogue principal



Schraubklemmen,
löt- und steckbar
Screw type terminal blocks,
solderable and pluggable
Borniers à vis,
soudables et enfilables


 Schraubklemme
Screw type terminal block
Borniers à vis


 Schneidklemme
Spring clamp
terminal block
Borniers à déplacement
d'isolant


 lötbar
solderable
soudable


 steckbar
pluggable
enfichable

 entwickelt für THR
designed for THR
convient pour THR


 Rastermaß
Centerline
Pas

 Anschlussrichtung 90°
Wire entry 90°
Sens de connexion 90°


 Anschlussrichtung
diagonal
Diagonal wire entry
Sens de connexion
diagonale


 Anschlussrichtung 0°
Wire entry 0°
Sens de connexion 0°

 Drahtschutz
Wire protector
Protège-fil


 Liftsystem
Lift system
Système à cage

 Tape & Reel möglich
Tape & Reel possible
Emballage en ruban
(Tape & Reel) possible


 Zulassung in
Vorbereitung
Approval pending
Homologation en
cours

 Seite im Hauptkatalog
page number in
main catalog
numéro de la page du
catalogue principal

110




RP025xxHBLC *(Type 207)




300 V / 15 A / 28 - 12
250 V / 10 A / 0.08-2.5 mm²

110




RP025xxIBLC *(Type 137)




300 V / 15 A / 26 - 12
250 V / 10 A / 0.12-2.5 mm²

111




RP095xxRBWC *(Type 157)




300 V / 5 A / 28 - 20
250 V / 13.5 A / 0.08-2.5 mm²

111




RP095xxBBWC *(Type 157)




300 V / 5 A / 28 - 20
250 V / 13.5 A / 0.08-2.5 mm²

112



RP059xxHBWC *(Type 157)




300 V / 5 A / 28 - 20
250 V / 13.5 A / 0.08-2.5 mm²

112




RP015xxWBWC *(Type 009)




300 V / 15 A / 22 - 12
150 V / 13.5 A / 0.08-2.5 mm²

113




RP015xxWBLC *(Type 049)




300 V / 15 A / 22 - 12
320 V / 13.5 A / 0.08-2.5 mm²

113




RP015xxVBLC *(Type 349)




300 V / 16 A / 28 - 12
320 V / 13.5 A / 0.08-2.5 mm²

114




RP015xxSBLC *(Type 350)




300 V / 16 A / 28 - 12
320 V / 13.5 A / 0.08-2.5 mm²

114




RP015xxVBLC *(Type 351)




300 V / 16 A / 28 - 12
320 V / 13.5 A / 0.08-2.5 mm²

115



RP085xxVBLC *(Type 348)



300 V / 17 A / 24 - 12
250 V / 12 A / 0.08-2.5 mm²

115




RP035xxIBLN *(Type 013)




300 V / 15 A / 22 - 12
320 V / 13.5 A / 0.08-2.5 mm²

116




RP035xxHBLC *(Type 313)




300 V / 12 A / 28 - 12
320 V / 13.5 A / 0.08-2.5 mm²

116




RP035xxHBLD *(Type 314)




300 V / 12 A / 28 - 12
320 V / 13.5 A / 0.08-2.5 mm²

117




RP995xxVDNN




300 V / 6 A / 24 - 12

118




RP026xxIBWU *(Type 079)




300 V / 15 A / 22 - 14
125 V / 10 A / 0.33-2.5 mm²

118




RP016xxVBLC *(Type 249)




300 V / 16 A / 28 - 12
320 V / 13.5 A / 0.08-2.5 mm²

119




RP016xxSBLC *(Type 250)




300 V / 16 A / 28 - 12
320 V / 13.5 A / 0.08-2.5 mm²

119




RP016xxVBLC *(Type 251)




300 V / 16 A / 28 - 12
320 V / 13.5 A / 0.08-2.5 mm²

120




RP036xxHBLC *(Type 213)




300 V / 12 A / 28 - 12
320 V / 13.5 A / 0.08-2.5 mm²

120




RP036xxHBLD *(Type 214)




300 V / 12 A / 28 - 12
320 V / 13.5 A / 0.08-2.5 mm²

121




RP036xxHBLF *(Type 217)




300 V / 12 A / 28 - 12
320 V / 13.5 A / 0.08-2.5 mm²

121




RP036xxHBLS *(Type 218)




300 V / 12 A / 28 - 12
320 V / 13.5 A / 0.08-2.5 mm²

122




RP018xxVBLC *(Type 262)




300 V / 15 A / 28 - 14
500 V / 13.5 A / 0.08-2.5 mm²

123



RP029xxIBWC *(Type 007)



600 V / 15 A / 22 - 12
630 V / 10 A / 0.33-2.5 mm²

123




RP019xxWBLC *(Type 049)




600 V / 15 A / 22 - 12
630 V / 13.5 A / 0.08-2.5 mm²

124




RP039xxHBLC *(Type 313)




600 V / 12 A / 28 - 12
630 V / 13.5 A / 0.08-2.5 mm²

124




RP019xxVBLC *(Type 349)




600 V / 16 A / 28 - 12
630 V / 13.5 A / 0.08-2.5 mm²

125




RP019xxVBLC *(Type 351)




600 V / 16 A / 28 - 12
630 V / 13.5 A / 0.08-2.5 mm²

126




RP01AxxVBLC *(Type 249)




600 V / 16 A / 28 - 12
630 V / 13.5 A / 0.08-2.5 mm²

126



RP01AxxVBLC *(Type 251)



600 V / 16 A / 28 - 12
630 V / 13.5 A / 0.08-2.5 mm²

127



RP03AxxHBLC *(Type 213)



600 V / 12 A / 28 - 12
630 V / 13.5 A / 0.08-2.5 mm²

127



RP03AxxHBLD *(Type 214)



600 V / 12 A / 28 - 12
630 V / 13.5 A / 0.08-2.5 mm²

128



RP03AxxHBLF *(Type 217)



600 V / 12 A / 28 - 12
630 V / 13.5 A / 0.08-2.5 mm²

128




RP03AxxHBLS *(Type 218)




600 V / 12 A / 28 - 12
630 V / 13.5 A / 0.08-2.5 mm²

129




360272




15 A / 26 - 14

129




360273




15 A / 26 - 14

130




360410




15 A / 30 - 18

130




360322




15 A / 30 - 16
15 A / 30 - 16

131




360381




16 A / 0.5-2.5 mm²

Schraubklemmen,
löt- und steckbar
Screw type terminal blocks,
solderable and pluggable
Borniers à vis,
soudables et enfichables

131




360291




50 V / 15 A / 22 - 14

132




360271




50 V / 15 A / 24 - 14

132




360425




Schneidklemmen, lötbar
IDC type terminal blocks,
solderable
Borniers à déplacement d'isolant,
soudables

137




IT023xxHDNU *(AIT023)




150 V / 2.5 A / 24 - 22
130 V / 5 A / 0.34 mm²

Stiftleisten für
Federkraftklemmen und
Schraubklemmen
Pin headers for spring type
terminal blocks and screw
type terminal blocks
Embases pour borniers
à ressort et borniers à vis

145




PT091xxHGBN *(Type 374)




150 V / 5 A
80 V / 6 A

145




PT091xxVGBN *(Type 373)




150 V / 5 A
80 V / 6 A

146




PR013xxVBHC *(Type 024)




125 V / 10 A

146




PR043xxHBBN *(Type 188)




300 V / 10 A
130 V / 10 A

147




PR043xxHBBF *(Type 388)




300 V / 10 A
130 V / 10 A

Stiftleiste
Pin header
Embases à picots

147




PW063xxHBEC *(Type 527)




300 V / 10 A
130 V / 10 A

148




PW063xxHBBN *(Type 523)




300 V / 10 A
130 V / 10 A

148




PW063xxHBBF *(Type 525)




300 V / 10 A
130 V / 10 A

149




PT093xxHBBN *(Type 342)




300 V / 8 A
125 V / 9 A

149



PT093xxHBBF *(Type 394)



300 V / 8 A
125 V / 9 A

lötbar
solderable
soudable


entwickelt für THR
designed for THR
convient pour THR

entwickelt für SMT
designed for SMT
convient pour CMS


5.00
Rastermaß
Centerline
Pas

Stiftleiste vertikal
Pin header for vertical
mounting
Embase verticale

150




PT113xxHBBN *(Type 182)




300 V / 10 A
125 V / 6 A

150




PR033xxVBHC *(Type 224)




300 V / 15 A
SEV Reg 130002 200 V / 6 A

151




PR043xxVBBN *(Type 189)




300 V / 10 A
130 V / 10 A

151




PR043xxVBBF *(Type 389)




300 V / 10 A
130 V / 10 A

152




PW063xxVBE *(Type 528)




300 V / 10 A
130 V / 10 A

Stiftleiste vertikal
offene Wanne
Pin header with open
ends for vertical
mounting
Embase verticale sans
cloisons latérales

152




PW063xxVBBN *(Type 524)




300 V / 10 A
130 V / 10 A

153




PW063xxVBBF *(Type 526)




300 V / 10 A
130 V / 10 A

153




PM013xxVBHC *(Type 424)




300 V / 15 A

154




PT093xxVBBN *(Type 343)




300 V / 8 A
125 V / 9 A

154




PT113xxVBBN *(Type 183)




300 V / 10 A
125 V / 6 A

Stiftleiste vertikal
geschlossene Wanne
Pin header with closed
ends for vertical
mounting
Embase verticale avec
cloisons latérales

155




PR044xxHBBN *(Type 190)




300 V / 8 A
130 V / 10 A

155




PR044xxHBBF *(Type 390)

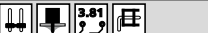


300 V / 8 A
130 V / 10 A

156




PT094xxHBBN *(Type 382)

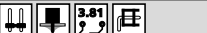


300 V / 8 A
160 V / 9 A

156




PT094xxHBBF *(Type 392)




300 V / 8 A
160 V / 9 A

157



PR044xxVBBN *(Type 191)




300 V / 8 A
130 V / 10 A

Stiftleiste horizontal
geschlossene Wanne
Pin header with closed
ends for horizontal
mounting
Embase horizontale
avec cloisons latérales


Tape & Reel möglich
Tape & Reel possible
Emballage en ruban
(Tape & Reel) possible

Zulassung in
Vorbereitung
Approval pending
Homologation en
cours

157




PR044xxVBBF *(Type 391)

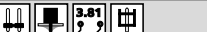


300 V / 8 A
130 V / 10 A

158




PT094xxVBBN *(Type 383)

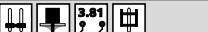


300 V / 8 A
160 V / 9 A

158



PT094xxVBBF *(Type 393)



300 V / 8 A
160 V / 9 A

159




PR065xxHBEC *(Type 476)



300 V / 15 A
320 V / 13.5 A

159



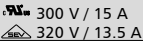


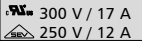


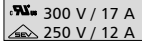


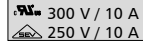


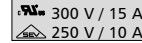


PR065xxHBBN *(Type 176)



300 V / 15 A
320 V / 13.5 A

Stiftleisten für
Federkraftklemmen und
Schraubklemmen
Pin headers for spring type
terminal blocks and screw
type terminal blocks
Embases pour borniers
à ressort et borniers à vis

 PR065xxHBBF *(Type 396)  	 PR075xxHBEL *(Type 337)  	 PR075xxHBER *(Type 338)  	 PT045xxHBEC *(Type 029)  	 PT045xxHBBN *(Type 030)  
---	---	--	---	---

Stiftleiste
Pin header
Embases à picots

lötbar
solderable
soudable

entwickelt für THR
designed for THR
conviert pour THR

entwickelt für SMT
designed for SMT
conviert pour CMS

Rastermaß
Centerline
Pas

Stiftleiste vertikal
Pin header for vertical
mounting
Embase verticale

Stiftleiste vertikal
mit Führung
Shrouded pin header
for vertical mounting
Embase verticale avec
cloison arrière

Stiftleiste vertikal
offene Wanne
Pin header with open
ends for vertical
mounting
Embase verticale sans
cloisons latérales

Stiftleiste vertikal
geschlossene Wanne
Pin header with closed
ends for vertical
mounting
Embase verticale avec
cloisons latérales


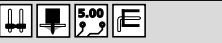
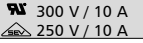


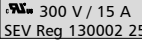


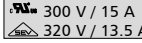


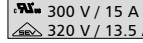


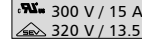
Stiftleiste horizontal
offene Wanne
Pin header with open
ends for horizontal
mounting
Embase horizontale
sans cloisons latérales
















Stiftleiste horizontal
geschlossene Wanne
Pin header with closed
ends for horizontal
mounting
Embase horizontale
avec cloisons latérales

Tape & Reel möglich
Tape & Reel possible
Emballage en ruban
(Tape & Reel) possible


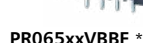












Zulassung in
Vorbereitung
Approval pending
Homologation en
cours









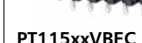





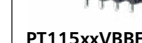
Seite im Hauptkatalog
page number in
main catalog
numéro de la page du
catalogue principal

 PT045xxHBVC *(Type 031)  	 PT055xxHBHC *(Type 039)  	 PT105xxHGDN *(Type 280)  	 PT115xxHBEC *(Type 329)  	 PT115xxHBBN *(Type 330)  
---	---	---	---	---






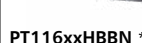









 PT115xxHBBF *(Type 336)  	 PT165xxHGDN *(Type 276)  	 PR015xxVBHC *(Type 017)  	 PR015xxVBVC *(Type 027)  	 PM015xxVBHC *(Type 317)  
---	---	--	---	---

 PM025xxVBHC *(Type 318)  	 PR035xxVBHC *(Type 046)  	 PR055xxVBHC *(Type 048)  	 PR065xxVBEC *(Type 477)  	 PR065xxVBBN *(Type 177)  
---	---	--	---	---

 PR065xxVBBF *(Type 397)  	 PM035xxVBHC *(Type 417)  	 PT045xxVBEC *(Type 019)  	 PT045xxVBBN *(Type 020)  	 PT065xxVBEN *(Type 041)  
---	---	--	---	---

 PT065xxVBVN *(Type 042)  	 PT105xxVGDN *(Type 278)  	 PT115xxVBEC *(Type 319)  	 PT115xxVBBN *(Type 320)  	 PT115xxVBBF *(Type 335)  
---	---	--	---	---

 PT165xxVGDN *(Type 274)  	 PT175xxVGDN *(Type 270)  	 PR066xxHBEC *(Type 478)  	 PR066xxHBBN *(Type 178)  	 PT106xxHGDN *(Type 292)  
---	---	--	---	---

 PT116xxHBEC *(Type 229)  	 PT116xxHBBN *(Type 230)  	 PT116xxHBBF *(Type 236)  	 PT166xxHGDN *(Type 288)  	 PR016xxVBHC *(Type 018)  
---	---	--	---	---

Stiftleisten für
Federkraftklemmen und
Schraubklemmen
Pin headers for spring type
terminal blocks and screw
type terminal blocks
Embases pour borniers
à ressort et borniers à vis

 PR016xxVBVC *(Type 028)  300 V / 15 A SEV Req 130002 250 V / 10 A	 PM016xxVBHC  130 V / 10 A 130 V / 10 A	 PR066xxHBBF *(Type 398)  300 V / 15 A 320 V / 13.5 A	 PR066xxVBBF *(Type 399)  300 V / 15 A 320 V / 13.5 A	 PR066xxVBEC *(Type 479)  300 V / 15 A 320 V / 13.5 A
 PR066xxVBBN *(Type 179)  300 V / 15 A 320 V / 13.5 A	 PT106xxVGDN *(Type 290)  300 V / 15 A 320 V / 13.5 A	 PT116xxVBEC *(Type 219)  300 V / 15 A 320 V / 13.5 A	 PT116xxVBBN *(Type 220)  300 V / 15 A 320 V / 13.5 A	 PT116xxVBBF *(Type 235)  300 V / 15 A 320 V / 13.5 A
 PT166xxVGDN *(Type 286)  300 V / 15 A 320 V / 13.5 A	 PT118xxHBEC *(Type 265)  300 V / 15 A / 28 - 14 500 V / 13.5 A	 PT118xxHBBC *(Type 266)  300 V / 15 A / 28 - 14 500 V / 13.5 A	 PT118xxVBEC *(Type 263)  300 V / 15 A / 28 - 14 500 V / 13.5 A	 PT118xxVBBC *(Type 264)  300 V / 15 A / 28 - 14 500 V / 13.5 A
 PT049xxHBVC *(Type 031)  600 V / 10 A 630 V / 10 A	 PT049xxHBBN *(Type 030)  600 V / 15 A 630 V / 10 A	 PT119xxHBBF *(Type 336)  600 V / 15 A 630 V / 13.5 A	 PT069xxVBVN *(Type 042)  600 V / 15 A 630 V / 10 A	 PT049xxVBBN *(Type 020)  600 V / 15 A 630 V / 10 A
 PT119xxVBBN *(Type 320)  600 V / 15 A 630 V / 13.5 A	 PT119xxVBBF *(Type 335)  600 V / 15 A 630 V / 13.5 A	 PT11AxxHBEC *(Type 229)  600 V / 15 A 630 V / 13.5 A	 PT11AxxHBBN *(Type 230)  600 V / 15 A 630 V / 16 A	 PT11AxxHBBF *(Type 236)  600 V / 15 A 630 V / 13.5 A
 PT11AxxVBEC *(Type 219)  600 V / 15 A 630 V / 13.5 A	 PT11AxxVBBN *(Type 220)  600 V / 15 A 630 V / 13.5 A	 PT11AxxVBBF *(Type 235)  600 V / 15 A 630 V / 13.5 A		
 FW143xxVBFC  300 V / 10 A 130 V / 10 A	 FT143xxVBFC *(Type 089)  300 V / 10 A 130 V / 10 A	 FT085xxVBFC *(Type 026)  250 V / 6 A		
 PR20BxxHBNN  300 V / 10 A 130 V / 10 A	 PR20BxxHBDN  300 V / 10 A 130 V / 10 A	 PR20BxxVBNN  300 V / 10 A 130 V / 10 A	 PR20BxxVBDN  300 V / 10 A 130 V / 10 A	 PM20BxxVBNN  300 V / 10 A 130 V / 10 A

Buchsenleisten für
Federkraftklemmen und
Schraubklemmen
Female connectors for spring
type terminal blocks and
screw type terminal blocks
Embases femelles
pour borniers à ressort
et borniers à vis

Stiftleisten für
Board-to-Board Verbinder
Pin headers for
board-to-board connectors
Embases pour
connecteurs carte à carte




Stiftleisten für
Board-to-Board Verbinder
Pin headers for
board-to-board connectors
Embases pour
connecteurs carte à carte

 PM20BxxVBDN Icons: THR, 1.27, SMD, 2.00, 2.54	 PR20CxxHBNN Icons: THR, 2.00, 2.54	 PR20CxxHBDN Icons: THR, 2.00, 2.54	 PM20CxxHBNN Icons: THR, 2.00, 2.54	 PM20CxxHBDN Icons: THR, 2.00, 2.54
 PR20CxxVBNN Icons: THR, 2.00, 2.54	 PR20CxxVBDN Icons: THR, 2.00, 2.54	 PM20CxxVBNN Icons: THR, 2.00, 2.54	 PM20CxxVBDN Icons: THR, 2.00, 2.54	 PR202xxHBNN Icons: THR, 2.54
 PR202xxHBDN Icons: THR, 2.54	 PM202xxHBNN Icons: THR, 2.54	 PM202xxHBDN Icons: THR, 2.54	 PR202xxVBNN Icons: THR, 2.54	 PR202xxVBDN Icons: THR, 2.54
 PM202xxVBNN Icons: THR, 2.54	 PM202xxVBDN Icons: THR, 2.54			






Buchsenleisten für
Board-to-Board Verbinder
Female connectors for
board-to-board connectors
Embases femelles pour
connecteurs carte à carte



 FR20BxxVBNN Icons: THR, 1.27, 2.54	 FR20BxxVBDN Icons: THR, 1.27, 2.54	 FM20BxxVBDN Icons: THR, 1.27, 2.54	 FR20CxxHBNN Icons: THR, 2.00, 2.54	 FR20CxxHBDN Icons: THR, 2.00, 2.54
 FR20CxxVBNN Icons: THR, 2.00, 2.54	 FR20CxxVBDN Icons: THR, 2.00, 2.54	 FM20CxxVBNN Icons: THR, 2.00, 2.54	 FM20CxxVBDN Icons: THR, 2.00, 2.54	 FR202xxHBNN Icons: THR, 2.54
 FR202xxHBDN Icons: THR, 2.54	 FR202xxVBNN0002 Icons: THR, 2.54	 FR202xxVBDN0002 Icons: THR, 2.54	 FR202xxVBNN Icons: THR, 2.54	 FR202xxVBDN Icons: THR, 2.54
 FR202xxVBNN0001 Icons: THR, 2.54	 FR202xxVBDN0001 Icons: THR, 2.54	 FM202xxVBNN Icons: THR, 2.54	 FM202xxVBDN Icons: THR, 2.54	

RJ45 für Geräteanschluss
 RJ45 modules
 for device connection
 RJ45 pour raccordement
 d'appareils

 PCB Edge Connector vertical	 PCB Edge Connector horizontal	 PCB Edge Connector horizontal for SFP
geschirmt shielded blindé	geschirmt shielded blindé	geschirmt shielded blindé

RJ45 ungeschirmt
 RJ45 unshielded
 RJ45 non blindé






 AJS59L	 AJT60A	 AJT65A	 AJT84A	 AJS56A
Einzelport liegend Single port side entry Monoport horizontal	Einzelport liegend Single port side entry Monoport horizontal	Einzelport liegend Single port side entry Monoport horizontal	Einzelport stehend Single port top entry Monoport vertical	Einzelport stehend Single port top entry Monoport vertical



 AJT42C	 AJT47C
Multiport liegend Multiport side entry Multiport horizontal	Multiport stehend Multiport top entry Multiport vertical

RJ45 geschirmt
 RJ45 shielded
 RJ45 blindé

 AJT92B8813 Magnetics 10/100 MBit	 AJT92BC813 Magnetics 1 GBit	 AJT65B	 AJT94B	 AJT75B, 10P/8C
Einzelport liegend Single port side entry Monoport horizontal	Einzelport liegend Single port side entry Monoport horizontal	Einzelport liegend Single port side entry Monoport horizontal	Einzelport liegend Single port side entry Monoport horizontal	Einzelport liegend Single port side entry Monoport horizontal

 AJT75B, 10P/10C	 AJS58B	 AJS59L	 AJT93B	 AJT74B
Einzelport liegend Single port side entry Monoport horizontal	Einzelport liegend Single port side entry Monoport horizontal	Einzelport liegend Single port side entry Monoport horizontal	Einzelport stehend Single port top entry Monoport vertical	Einzelport stehend Single port top entry Monoport vertical

 AJT01B	 AJT47D	 AJT93D	 AJT48D	 AJT49D
Einzelport stehend Single port top entry Monoport vertical	Multiport liegend Multiport side entry Multiport horizontal	Multiport liegend Multiport side entry Multiport horizontal	Multiport liegend Multiport side entry Multiport horizontal	Multiport liegend Multiport side entry Multiport horizontal

 AJT46D	 AJT52D
Multiport stehend Multiport top entry Multiport vertical	Multiport stehend Multiport top entry Multiport vertical





RJ45 LED ungeschirmt
 RJ45 LED unshielded
 RJ45 DEL non blindé

 AJT18L	 AJT31L	 AJT40L	 AJT36L	 AJT32L
Einzelport liegend Single port side entry Monoport horizontal	Einzelport liegend Single port side entry Monoport horizontal	Einzelport stehend Single port top entry Monoport vertical	Multiport liegend Multiport side entry Multiport horizontal	Multiport stehend Multiport top entry Multiport vertical


RJ45 LED ungeschirmt
RJ45 LED unshielded
RJ45 DEL non blindé

 AJT33L	 AJT34L	 AJT38L	 AJT39L	 AJT35L
Einzelport liegend Single port side entry Monoport horizontal	Einzelport liegend Single port side entry Monoport horizontal	Einzelport stehend Single port top entry Monoport vertical	Einzelport stehend Single port top entry Monoport vertical	Multiport liegend Multiport side entry Multiport horizontal






RJ45 LED geschirmt
RJ45 LED shielded
RJ45 DEL blindé




 AJT37L	 AJT41L	 AJT43L	 AJT44L
Multiport liegend Multiport side entry Multiport horizontal	Multiport liegend Multiport side entry Multiport horizontal	Multiport liegend Multiport side entry Multiport horizontal	Multiport liegend Multiport side entry Multiport horizontal

RJ45 Stecker
RJ45 plugs
Connecteurs mâle RJ45



 AJP92A
Einzelport stehend Single port top entry Monoport vertical

RJ12






 AJT85A	 AJT87A	 AJS57A	 AJT84A	 AJS55A
Einzelport liegend Single port side entry Monoport horizontal	Einzelport liegend Single port side entry Monoport horizontal	Einzelport liegend Single port side entry Monoport horizontal	Einzelport stehend Single port top entry Monoport vertical	Einzelport stehend Single port top entry Monoport vertical






 AJT46C	 AJT43C 1x2 Port	 AJT43C 1x4 Port
Multiport liegend Multiport side entry Multiport horizontal	Multiport stehend Multiport top entry Multiport vertical	Multiport stehend Multiport top entry Multiport vertical

RJ11


 AJS55A	 AJT87A
Einzelport stehend Single port top entry Monoport vertical	Einzelport liegend Single port side entry Monoport horizontal

USB

 AJT21G	 AJT24G	 AJT25G	 AJT33G	 AJS05G
Typ A liegend Type A side entry Type A horizontal	Typ A liegend Type A side entry Type A horizontal	Typ A liegend Type A side entry Type A horizontal	Typ A liegend Type A side entry Type A horizontal	Typ A liegend Type A side entry Type A horizontal

 AJT20G	 AJT27G	 AJT30G	 AJS08G	 AJS09G
Typ A stehend Type A top entry Type A vertical	Typ A stehend Type A top entry Type A vertical	Typ B liegend Type B side entry Type B horizontal	Typ B liegend Type B side entry Type B horizontal	Typ B liegend Type B side entry Type B horizontal

USB




247

AJT14G

Typ B stehend
Type B top entry
Type B vertical


Ethernet M12



277

MMW360A1A1


Buchsen D-kodiert
Jacks D-coded
Connecteurs femelles codés D



277

MMW370A1A1


Buchsen D-kodiert
Jacks D-coded
Connecteurs femelles codés D



278

MMT471A115

Buchsen D-kodiert
Jacks D-coded
Connecteurs femelles codés D



279

MMT361A315


Buchsen X-kodiert
Jacks X-coded
Connecteurs femelles codés X



279

MMT361A315-0009


Buchsen X-kodiert IP67 offen
Jacks X-coded IP67 unmated
Connecteurs femelles codés X



279

MMT371A3B5


Buchsen X-kodiert
Jacks X-coded
Connecteurs femelles codés X



279

MMT371A3B5-0009


Buchsen X-kodiert IP67 offen
Jacks X-coded IP67 unmated
Connecteurs femelles codés X



280

MMT060A315

Buchsen X-kodiert
Jacks X-coded
Connecteurs femelles codés X



280

MMT471A315

Buchsen X-kodiert
Jacks X-coded
Connecteurs femelles codés X



280

MMT471A315-0001


Buchsen X-kodiert
Jacks X-coded
Connecteurs femelles codés X



281

MMT471A315-0002


Buchsen X-kodiert
Jacks X-coded
Connecteurs femelles codés X



281

**MMT471A315
in individual parts**

Buchsen X-kodiert
Jacks X-coded
Connecteurs femelles codés X



281

MMTA70A315

Buchsen X-kodiert
Jacks X-coded
Connecteurs femelles codés X

Zubehör
Accessories
Accessoires



285

**Mounting flange
710084 | right**

Befestigungsflansche schraubbar
Mounting flanges, screwable
Brides, vissables



285

**Mounting flange
710085 | left**

Befestigungsflansche schraubbar
Mounting flanges, screwable
Brides, vissables



286

**Mounting flange
750150 | right**

Befestigungsflansche schraubbar
Mounting flanges, screwable
Brides, vissables



286

**Mounting flange
750151 | left**

Befestigungsflansche schraubbar
Mounting flanges, screwable
Brides, vissables



287

**Mounting flange
750313 | right**

Befestigungsflansche schraubbar
Mounting flanges, screwable
Brides, vissables



287

**Mounting flange
750314 | left**

Befestigungsflansche schraubbar
Mounting flanges, screwable
Brides, vissables



288

**Mounting flange 720158
| lock depth 1.5 mm**

Befestigungsflansche rastbar
Mounting flanges, latchable
Brides, enclenchables



289

**Mounting flange 720036
| lock depth 1 mm**


Befestigungsflansche rastbar
Mounting flanges, latchable
Brides, enclenchables



289

**Mounting flange 720036
| lock depth 1.5 mm**


Befestigungsflansche rastbar
Mounting flanges, latchable
Brides, enclenchables



290

**Coding pin 710121 |
short**

Kodierstifte ohne Polverlust
Coding pins without loss of a pole
Pions de codage sans perte de pôle



290

**Coding pin 710122 |
long**


Kodierstifte ohne Polverlust
Coding pins without loss of a pole
Pions de codage sans perte de pôle



291

**Coding pin 720159 |
short**


Kodierstifte ohne Polverlust
Coding pins without loss of a pole
Pions de codage sans perte de pôle



291

**Coding pin 720159 |
long**


Kodierstifte ohne Polverlust
Coding pins without loss of a pole
Pions de codage sans perte de pôle



293

**Coding pin 716846 |
blue**

Kodierstifte mit Polverlust
Coding pins with loss of a pole
Pions de codage avec perte de pôle



293

**Coding pin 716906 |
orange**


Kodierstifte mit Polverlust
Coding pins with loss of a pole
Pions de codage avec perte de pôle



294

**Protection against
accidental contact 711401**

Sonstiges
Other
Autres



294

Jumper 711047

Sonstiges
Other
Autres



295

**LED light transmitter
|Centerline 3.50 mm**


LED Lichtleiter
LED light transmitter
Transmetteur de luminosité DEL



295

**LED light transmitter
|Centerline 3.81 mm**

LED Lichtleiter
LED light transmitter
Transmetteur de luminosité DEL




296


**Coding pin 720293 |
black**

Kodierstifte ohne Polverlust
Coding pins without loss of a pole
Pions de codage sans perte de pôle


Zubehör
Accessories
Accessoires

 296


Coding pin 720243 | black




Kodierstifte ohne Polverlust
Coding pins without loss of a pole
Pions de codage sans perte de pôle

 297


Coding pin 720243 | gray




Kodierstifte ohne Polverlust
Coding pins without loss of a pole
Pions de codage sans perte de pôle

 297


Coding pin 720024 | white | Pin header




Kodierstifte ohne Polverlust
Coding pins without loss of a pole
Pions de codage sans perte de pôle

 298

Coding pin 720025 | white | Terminal block



Kodierstifte ohne Polverlust
Coding pins without loss of a pole
Pions de codage sans perte de pôle

 299

Screwdriver 791989 | 2.5 mm



Klinge Schlitz
Blade slotted
Lame fente

 299

Screwdriver 791990 | 3.0 mm



Klinge Schlitz
Blade slotted
Lame fente

METZ CONNECT GmbH ist Mitglied in folgenden Organisationen und Verbänden.
 METZ CONNECT GmbH is member in the following organizations and associations.
 METZ CONNECT GmbH est adhérent aux commissions et organismes suivants.



METZ CONNECT GmbH

Im Tal 2
 78176 Blumberg
 Germany

Phone +49 7702 533-0
 Fax +49 7702 533-189

info@metz-connect.com
 www.metz-connect.com



METZ CONNECT USA Inc.

200 Tornillo Way
 Tinton Falls, NJ 07712
 USA

Phone +1-732-389-1300
 Fax +1-732-389-9066

METZ CONNECT France SAS

28, Rue Schweighaeuser
 67000 Strasbourg
 France

Phone +33 3886 170 73
 Fax +33 3886 194 73

METZ CONNECT Zhongshan Ltd.

Ping Chang Road
 Ping Pu Industrial Park
 Sanxiang Town
 Zhongshan City, 528463
 Guangdong Province
 China

Phone +86 760 86365 055
 Fax +86 760 86365 050

METZ CONNECT Asia Pacific Ltd.

Suite 1803, 18/F
 Chinachem Hollywood Centre,
 1 Hollywood Road, Central
 Hong Kong

Phone +852 26 027 300
 Fax +852 27 257 522

799901 | 10/2018

