
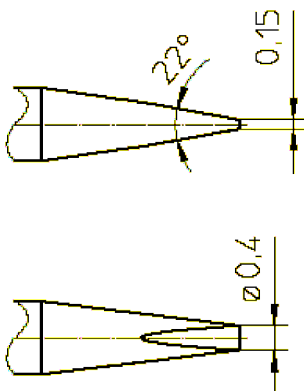


Weller Soldering tips

- LT-Soldering Tips
- MIL-Soldering Tips
- Micro-Chisel Tips



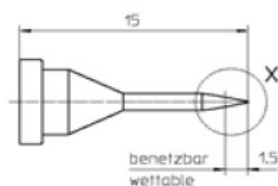
Weller Info No. 5



Why you should use only original Weller soldering tips?

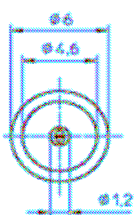
- The high quality of our soldering tips is the result of intensive research and design programmes within Weller supported by expert collaboration with a number of renowned universities and research laboratories.
- Weller soldering tips are produced in accordance with the stringent quality rules laid out in our ISO 9001 procedures. This guarantees our global deliveries are consistent and of the highest product quality.
- An optimised, precision, manufacturing process ensures the user the best cost to benefit ratio.
- Weller can offer the best tip profile and plating combination for every user-specified requirement.
- Weller soldering tips are the perfect match for Weller soldering tools and eliminate risk of damage to the heating element or the soldering iron caused by higher tolerances or incorrect sizing.

More than 40 standard LT soldering tip versions available.



Improve the performance of your soldering station by utilising the excellent heat recovery capability of the Weller LT tips for your soldering applications. The LT range has been designed for long life capability in a lead free soldering environment. These soldering tips are manufactured using high technology, complex processes but which are also environmentally safe. Select the right tip for you from our wide range of over 40 standard models (additionally a large number of customised tip forms are available). LT tips are available either packed singly or more economically priced packs of 100.

Please see detailed information and order numbers in the price list on our homepage www.weller.eu.



Micro chisel profile tips – the most popular choice from our range.

Micro profile chisel tips are the most popular choice for users with micro soldering applications. Soldering results are improved significantly with these tips because the increased surface area of the tip, compared to a needle shaped tip, allows molten solder to tin the tip more evenly. A needle tip tends to hold the molten solder as a drop at the end of the tip. Also the micro chisel tip gives much better heat transfer.



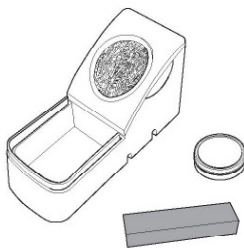
The following **Micro Chisel Tips** are available:

- **LT tips for WSP 80 and WP 80 Soldering Irons:**
 LT 1SC micro chisel, single bag (order number: 005 44 494 99)
 LT 1SC micro chisel, bulk (order number: 005 44 494 00)
- **RT tips for WMRP Micro Soldering Iron:**
 RT 1SC micro chisel (order number: 005 44 612 99)
- **NT tips for WMP Mini Soldering Iron:**
 NT 1SC micro chisel (order number: NT 1SC)



Expanded WMRT & WMRP range!

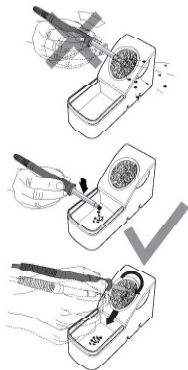
New versions of our successful WMRP Micro Soldering Iron and WMRT Micro Tweezers are now available for use on applications, which must comply with MIL standard.



- **WMRP MIL** soldering iron handpiece (order number: 005 29 192 99) for which the following special soldering tips are available:
 RT 1MIL needle tip (order number: 005 44 614 99)
 RT 1SCMIL chisel tip 0,4 mm x 0,15 mm (order number: 005 44 615 99)
 RT 3MIL chisel tip 1,3 mm x 0,4 mm (order number: 005 44 616 99)
- **WMRT MIL** micro desoldering tweezer handpiece (order no.: 005 13 175 99) which the following special tweezers sets are available:
 RTW 1MIL tip set Ø 0,4 mm, 45° (order number: 005 44 655 99)

New Tip Cleaning Set (order number: 005 15 126 99)

The regular use of this new cleaning set will prolong the lifetime of your soldering tips significantly. When using lead free solder increased oxidation in the wettable area of the tip will be experienced. If these oxides are not removed regularly the tip will eventually become unwettable and therefore useless. Cleaning a tip with a wet sponge will, when used in conjunction with lead free solder, accelerate the oxidation process and will also increase the risk of damage to the tip plating due to thermal shock. The use of the **WDC Dry Cleaner** for standard cleaning of the tips will help significantly to eliminate these problems. Where oxidation has already occurred the **Tip Activator** should be used to recreate the tip's wetting surface. The **Tip Activator** contains no halides, lead, rosin or residue and works easily at low temperature. Use the **WPB1 Polishing Bar** to remove compacted oxide films.



See our homepage www.weller.eu for instructions and advice on maintaining soldering tips.

Published by

Author:
 Stephan Hofmann
 Global Product Manager Electronic

Phone: +49 (0) 7143 580 145
 Fax: +49 (0) 7143 580 113

Cooper Tools GmbH
 Carl-Benz-Straße 2
 D-74354 Besigheim

Stephan.Hofmann@cooperhandtools.com

Copyright © 2007, Cooper Tools GmbH